

ANNUAL ADMINISTRATIVE REPORT

2014-2015

***PUNJAB SCHEDULED CASTES LAND
DEVELOPMENT AND FINANCE CORPORATION
CHANDIGARH.***

**PUNJAB SCHEDULED CASTES LAND DEV. & FINANCE CORPORATION
CHANDIGARH**

ANNUAL ADMINISTRATIVE REPORT FOR THE YEAR 2014-2015

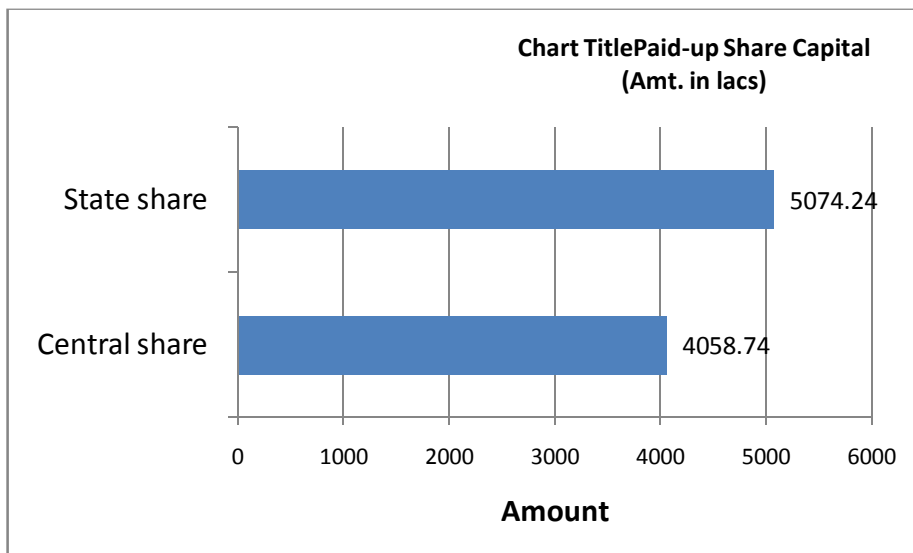
INTRODUCTION :

The Punjab Scheduled Castes Land development & Finance Corporation was set up in the year 1971 under Punjab Act No.9 of 1970 and was entrusted with the task of economic upliftment of the members of the Scheduled Castes in the State. It has been assigned the following functions and activities to achieve the desired objects:-

4. To plan, promote and undertake on its own or in collaboration with or through such Scheduled Castes Organisation or other agencies as may be approved by the Board ,programmes of agricultural development ,marketing ,processing supply and storage of agricultural produce ,small scale industries, building construction ,transport and such other business ,trade or activity as may be approved in this behalf by the State Government.
5. To provide financial assistance to the members of Scheduled Castes by advancing loans to them incash or kind including loans under hire purchase system for any of the purposes specified in Clause (i) either directly or through such agency, Organisation or Institution as may be approved by the Board.
6. To give on the hire agricultural or industrial equipment to members of the Scheduled Castes or Scheduled Castes Organisations.
7. To give grants and subsidies to Scheduled Castes and to guarantee loans taken by the members of Scheduled Castes or Scheduled Castes Organisations.

SHARE CAPITAL

Initially, the authorised share capital of the Corporation was Rs.5.00 crores. This limit was enhanced to Rs.10.00 crores in 1979 and to Rs.30.00 crores in April ,1985. It has been enhanced to Rs.60.00 crores in April 1997 and to Rs.75.00 crores in June,2011 and further increased to Rs.125.00 crores in January,2013. The paid up share capital at the end of the year under review is Rs.9132.98 lakhs.



BOARD OF DIRECTORS:-

The Board of Directors consists of an Executive Director and the following other Directors namely :-

- a) The Secretary to Government of Punjab in the Department of Welfare or an officer of that Department not below the rank of Deputy Secretary to Government of Punjab or Joint Director nominated by him ,ex-officio.
- b) The Secretary to Government of Punjab in the Department of Finance or an officer of that Department not below the rank of Deputy Secretary to Government of Punjab or Joint Director nominated by him ,ex-officio.
- c) The Secretary to Government of Punjab in the Department of Agriculture or an officer of that Department not below the rank of Deputy Secretary to Government of Punjab or Joint Director nominated by him ,ex-officio.
- d) The Secretary to Government of Punjab in the Department of Industries or an officer of that Department not below the rank of Deputy Secretary to Government of Punjab or Joint Director nominated by him ,ex-officio.
- e) An officer from the Ministry of social justice & empowerment, Government of India nominated by that Government ,ex-officio.
- f) “The Director Welfare of Scheduled Castes and Backward Classes Punjab Ex-officio.
- g) Chairman-cum-Managing Director National Handicapped Finance & Development Corporation.
- h) Managing Director ,National Safai Karamcharis Finance & Development Corporation.
- i) Five other directors belonging to the Scheduled Castes to be nominated by the State Government from amongst persons who have knowledge of agriculture agro-industries ,water development projects ,finance or co-operation or who are social workers.

MEETING OF THE BOARD OF DIRECTORS

During the year under report, the Board of Directors held one meeting on 20.6.2014

EXECUTIVE DIRECTOR:

The Executive Director of the Corporation is the Chief Executive Officer .He is responsible for day to day operational management of the Corporation and implementation of general policies and guidelines which are laid down by the Board of Directors from time to time.

In order to fulfil the objectives of the Corporation expeditiously and in a better way, the whole set up is divided into various wings keeping in view the convenience.

OPERATIONAL ACTIVITIES:

1.DIRECT LENDING SCHEME:-

- j) **ELIGIBILITY:- Any scheduled caste person between the age of 18 years to 50 years permanent resident in the State of Punjab is eligible to avail loan under this scheme. Under the schemes income limit would be Rs.1.00 lacs At time of considering the loan case of the applicant, his annual income from all sources would be taken into consideration. However, if a prospective beneficiary is otherwise un-employed and intends to start his own business his family income may not be taken into consideration.**

ii) **FUNDING PATTERN:-** Loan for various income generating purposes is advanced. Loan amount depends upon the purpose of the unit to be established. Maximum loan limit is Rs.5.0 lacs except land purchase where it is 20.00 lacs.

iii) SUBSIDY:- Nil

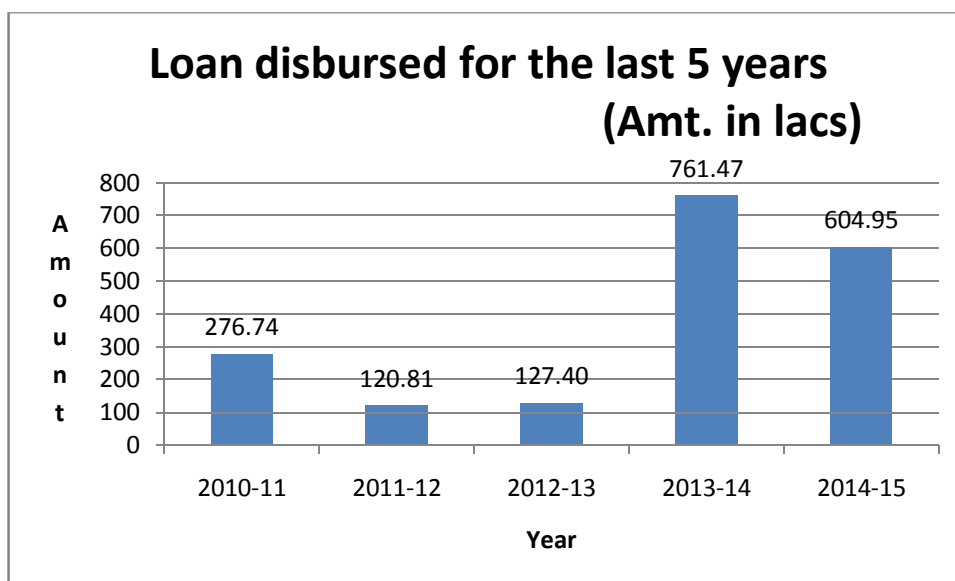
iv) Sources of Funds:- Share Capital Funds

v) REPAYMENT:- Period varies according to the kind of the project with quarterly or six monthly installments with maximum period of repayment of 15 years for land purchase cases.

vi) RATE OF INTEREST:- Interest free loans upto Rs.3000/- thereafter from 3% to 8% depending on the amount interest is not charged on state basis various. Penal Interest @ 5% is charged for delayed payment/ non-repayment/violation of terms and conditions of loan.

vii) ACHIEVEMENT :-

	Upto 2014-15	During 2014-15
No. of Benf. Covered	40501	387
Amt. Disbursed	8146.65 lacs	604.95 lacs



Districtwise achievements attached at **Annexure "A"**.

Annexure -'A'					
Punjab Scheduled Caste Land Development & Finance Corporation Chandigarh.					
Statement showing districtwise disbursement of loans under Direct Lending Scheme since the inception of the corporation upto 31.3.2015					
(Amt. in lacs)					
Sr.No.	District	During 2014-15		Cumulative disbursement since the inception of the Corporation (upto 31.3.2015)	
		No. of Benf.	Amount	No. of Benf.	Amount
1	Amritsar	17	28.03	3391	642.21
2	Barnala	8	9.03	28	26.86
3	Bathinda	7	9.36	2231	259.97
4	Faridkot	7	13.30	3802	363.93
5	Fatehgarh Sahib	19	18.29	692	347.28
6	Fazilka	11	23.43	25	38.38
7	Ferozepur	8	14.25	2801	465.77
8	Gurdaspur	14	21.38	2800	615.07

9	Hoshiarpur	29	53.31	3142	639.98
10	Jalandhar	22	24.27	4587	879.99
11	Kapurthala	8	6.27	1030	178.15
12	Ludhiana	30	58.95	3647	743.74
13	Mansa	5	5.70	384	119.92
14	Moga	13	16.91	106	76.62
15	Sh. Mukatsar Sahib	5	7.60	134	183.83
16	Pathakot	7	6.41	9	9.26
17	Patiala	33	47.31	3437	624.52
18	Ropar	41	62.22	3873	760.3
19	Sangrur	27	35.01	3836	547.14
20	S.A.S Nagar	13	20.18	104	133.01
21	SBS Nagar	25	43.23	239	198.97
22	Tarn Taran	38	80.51	167	215.04
	Total	387	604.95	40465	8069.94

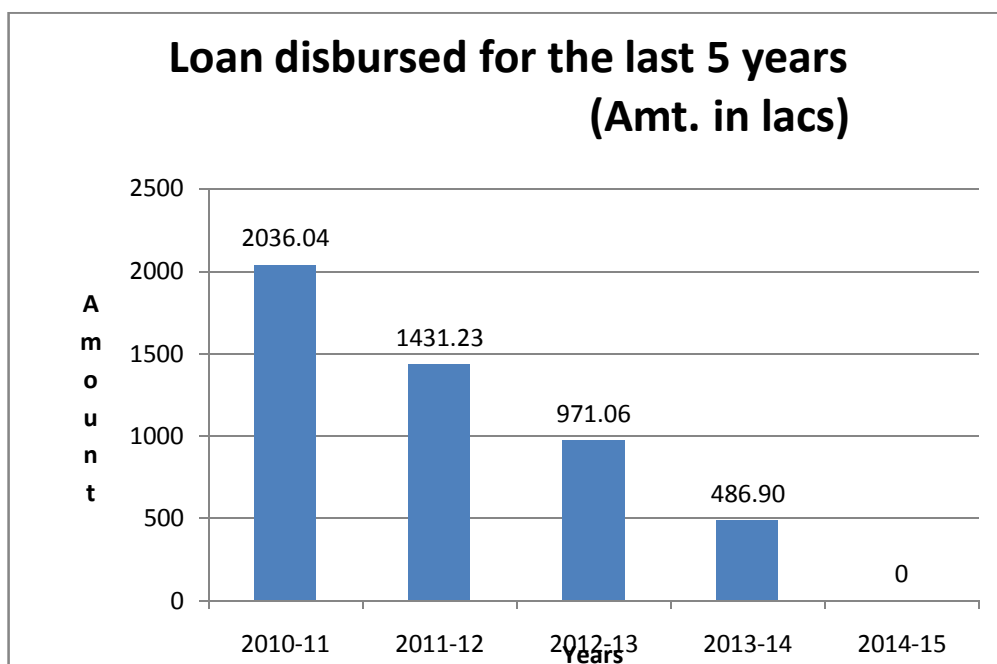
2. BANK TIE UP SCHEME:-

Under this scheme, the loans are arranged through banks and subsidy is provided by the Corporation to BPL Scheduled Castes people of the state.

- iii) ELIGIBILITY: Persons belonging to scheduled castes living below poverty line are eligible under this scheme. (For rural areas 20000/ P.A. and for urban areas Rs. 27500/- P.A. per family)
- iv) FUNDING PATTERN: loan including subsidy is provided by the banks as per Banks loaning policy.
- v) SUBSIDY: Capital subsidy upto 50% of the total amount subject to maximum of Rs.10000/-.subsidy is given by the Corporation to banks for onward disbursement including amount .
- vi) SOURCES OF FUNDS:-
 - a) Subsidy: Subsidy is provided by Corporation out of SCA given by Govt. of India.
 - b) Loan: The entire loan amount is arranged through various banks operating in the State.
 - c) Rate of interest charged by the Banks as per their lending policy.

ACHIEVEMENT :-

	Upto 2014-15	Amt. in lacs During 2014-15
No. of Benf. Covered	450864	Nil
Amt. Disbursed	48242.23	Nil
		Because funds not released by the State Govt.



District wise achievements are attached at **Annexure "B"**.

Annexure -'B'					
Punjab Scheduled Caste Land Development & Finance Corporation Chandigarh.					
Statement showing districtwise disbursement of loans under Bank-tie-up Scheme since the inception of the corporation upto 31.3.2015.					
(Amt. in lacs)					
Sr.No.	District	During 2014-15		Cumulative disbursement since the inception of the Corporation (upto 31.3.2015)	
S.No.	District	No. of Benf.	Amount	No. of Benf.	Amount
1	Amritsar	NIL	NIL	47013	5324.31
2	Barnala	NIL	NIL	1435	583.65
3	Bathinda	NIL	NIL	31864	2711.38
4	Faridkot	NIL	NIL	30485	2782.82
5	Fatehgarh Sahib	NIL	NIL	7071	1297.06
6	Ferozepur	NIL	NIL	26665	2878.49
7	Fazilka	NIL	NIL	65	30.35
8	Gurdaspur	NIL	NIL	33310	3803.99
9	Hoshiarpur	NIL	NIL	40289	3600.91
10	Jalandhar	NIL	NIL	50404	4384.57
11	Kapurthala	NIL	NIL	16746	1528.96
12	Ludhiana	NIL	NIL	43388	3775.97
13	Mansa	NIL	NIL	6874	1258.51
14	Moga	NIL	NIL	3711	850.87
15	Sh. Mukatsar Sahib	NIL	NIL	5259	1335.91
16	Pathakot	NIL	NIL	126	41.30
17	Patiala	NIL	NIL	33577	3360.07
18	Ropar	NIL	NIL	25979	2499.60
19	Sangrur	NIL	NIL	40178	4616.00
20	S.A.S Nagar	NIL	NIL	384	128.65
21	SBS Nagar	NIL	NIL	4598	978.79

22	Tarn Taran	NIL	NIL	1443	470.07
	Total	NIL	NIL	450864	48242.23

3. SCHEMES IN COLLABORATION WITH NSFDC:-

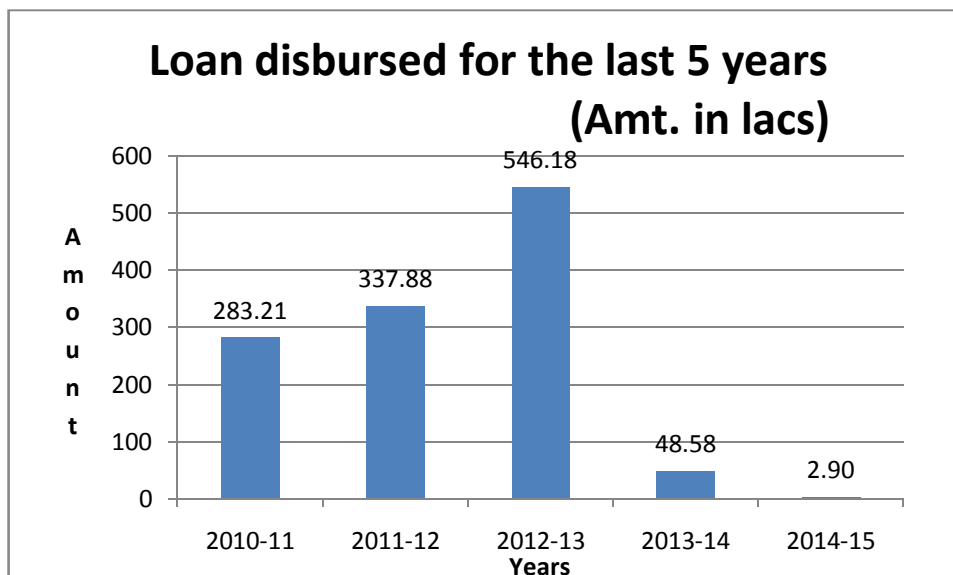
The Corporation started various schemes for the benefit of Scheduled Castes with the assistance of NSFDC from the year 1990-91 in view of acute shortage of the share capital, Small business scheme , Agriculture & allied activities scheme, Small scale Industries Scheme and Education loan scheme are presently under implementation.

ELIGIBILITY:- Any SC person having an income upto double of the poverty line is eligible for availing loan under the schemes run in collaboration with NSFDC.

FUNDING PATTERN:- The Corporation raises term loan from NSFDC @ 3% for specific schemes for onward disbursement to the beneficiaries by levying 3% as service charges for loan upto Rs,.5.00 lacs and rate of interest is upto 10% for loans above Rs. 10.00 lacs depending upon the amount. In case of Education loan scheme rate of interest charged would be 4% only and there is a rebate of 0.5% for women beneficiaries. The NSFDC share is upto 90% of the total unit cost and the remaining 10% is shared by the beneficiary as well as Corporation out of share capital depending upon the terms and conditions of the NSFDC. Maximum loan amount is Rs.30.00 lacs for Term loan scheme and loan limit under education loan is 10.00 lacs for higher education in India and 20.00 lacs for higher education abroad .

SUBSIDY :- Scheduled Castes living below the poverty line are eligible for subsidy upto 10,000/-.

ACHIEVEMENT :-	Upto 2014-15	Amt. in lacs During 2014-15
No. of Benf. Covered	6099	01
Amt. Disbursed	5002.85	02.90



Districtwise achievements are attached at **Annexure “C”**.

Annexure -'C'					
Punjab Scheduled Caste Land Development & Finance Corporation Chandigarh.					
Statement showing districtwise disbursement of loans under NSFDC Scheme since the inception of the corporation upto 31.3.2015.					
(Amt. in lacs)					
Sr.No.	District	During 2014-15		Cumulative disbursement since the inception of the Corporation (upto 31.3.2015)	
		No. of Benf.	Amount	No. of Benf.	Amount
1	Amritsar			592	466.68
2	Barnala			68	54.26
3	Bathinda			202	152.59
4	Faridkot			145	168.05
5	Fatehgarh Sahib	0	1.85	469	304.34
6	Fazilka			11	10.16
7	Ferozepur			333	376.57
8	Gurdaspur	1	1.05	491	332.26
9	Hoshiarpur			422	319.60
10	Jalandhar			581	554.20
11	Kapurthala			174	123.41
12	Ludhiana			308	337.22
13	Mansa			101	69.60
14	Moga			212	148.32
15	Sh. Mukatsar Sahib			253	175.59
16	Pathakot			4	3.80
17	Patiala			430	360.62
18	Ropar			353	342.61
19	Sangrur			345	294.05
20	S.B.S Nagar			205	158.99
21	S.A.S Nagar			113	84.67
22	Tarn Taran			287	165.26
	Total	1	2.90	6099	5002.85

4. Schemes in collaboration with NSKFDC :-

This corporation is advancing loans to safai karamcharis and their dependents by raising term loan from NSKFDC from the year 2002-03.

Eligibility:-

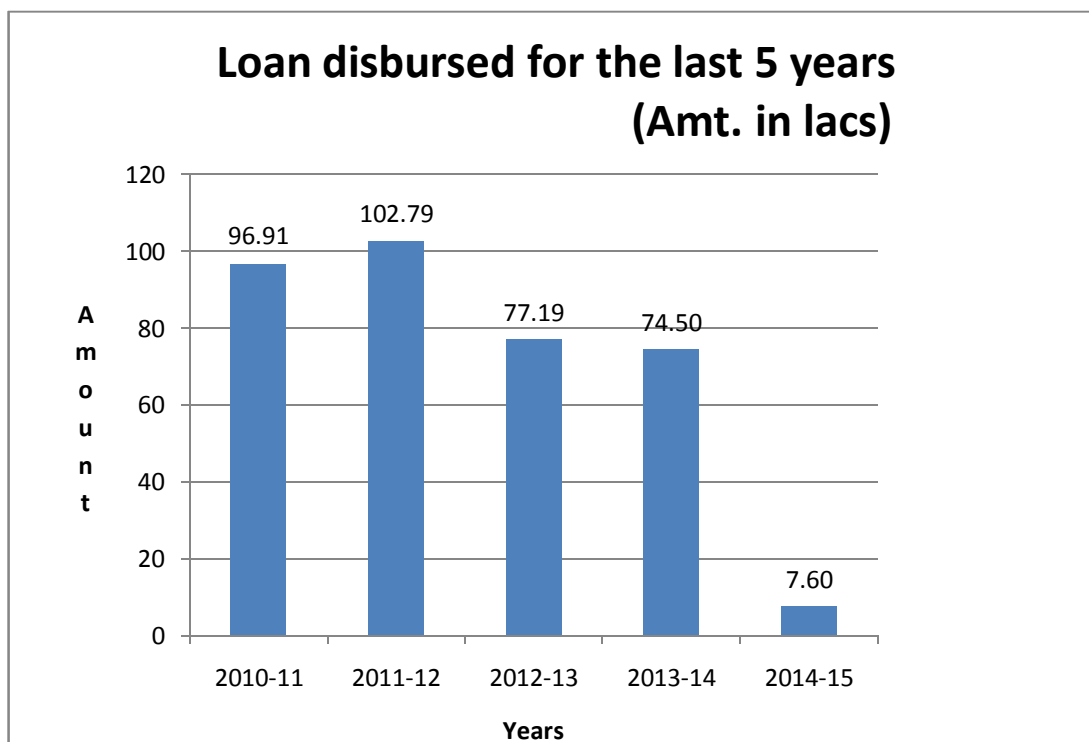
Any safai Karamchari or his dependent is eligible for availing loan.

Funding Pattern:

The Corporation raises term loan from NSKFDC @ 3% for specific schemes for onwards disbursement to the beneficiaries @ 6% NSKFDC share is 90% and remaining amount would be contributed by corporation and loanee .

ACHIEVEMENT :-

	Upto 2014-15	During 2014-15
No. of Benf. Covered	1241	8
Amt. Disbursed	701.56 lacs	7.60 lacs.



Districtwise achievements attached at **Annexure "D"**.

Annexure -'D'					
Punjab Scheduled Caste Land Development & Finance Corporation Chandigarh.					
Statement showing districtwise disbursement of loans under NSKFDC Scheme since the inception of the corporation upto 31.3.2015.					
(Amt. in lacs)					
Sr.No.	District	During 2014-15		Cumulative disbursement since the inception of the Corporation (upto 31.3.2015)	
		No. of Benf.	Amount	No. of Benf.	Amount
1	Amritsar			124	71.63
2	Barnala			2	1.71
3	Bathinda	2	1.90	94	62.71
4	Faridkot			36	17.61
5	Fatehgarh Sahib			101	58.70
6	Fazilka	1	0.95	1	0.95
7	Ferozepur			47	21.43
8	Gurdaspur			95	48.19
9	Hoshiarpur	1	0.95	104	70.95
10	Jalandhar	1	0.95	45	21.19
11	Kapurthala			45	22.65
12	Ludhiana			38	17.60
13	Mansa			25	12.07
14	Moga			53	27.69
15	Sh. Mukatsar Sahib			91	46.16

16	Pathakot			5	4.75
17	Patiala			94	57.71
18	Ropar			78	48.62
19	Sangrur			38	21.01
20	S.A.S Nagar			16	10.43
21	SBS Nagar	3	2.85	51	28.40
22	Tarn Taran			58	29.40
	Total	8	7.60	1241	701.56

5. Schemes in Collaboration with NHFDC:-

This Corporation has been nominated channelising agency for NHFDC for providing loans to handicapped people for various income generating self employment ventures.

Eligibility:-

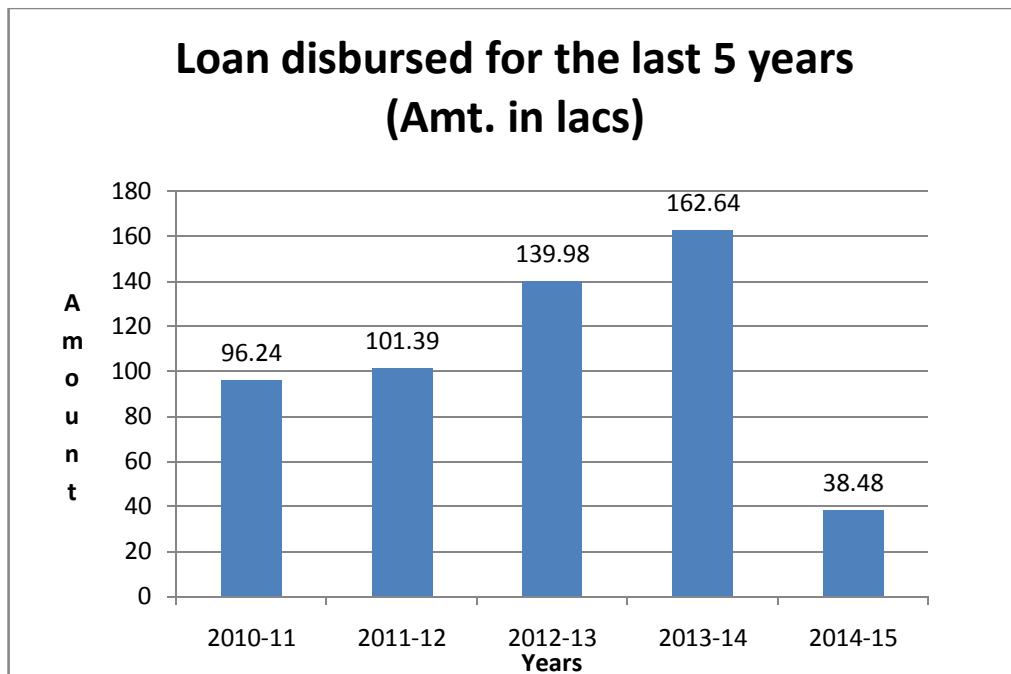
Any handicapped person with 40% or more disability between the age group of 18 years to 60 years.

Annual Income:-

Below 5.00 lacs for Urban areas and Rs.3.00 lacs for rural areas.

ACHIEVEMENT :-

	upto 2014-15	during 2014-15
No. of Benef.	747	16
Amt. disbursed	800.43 lacs	38.48 lacs.



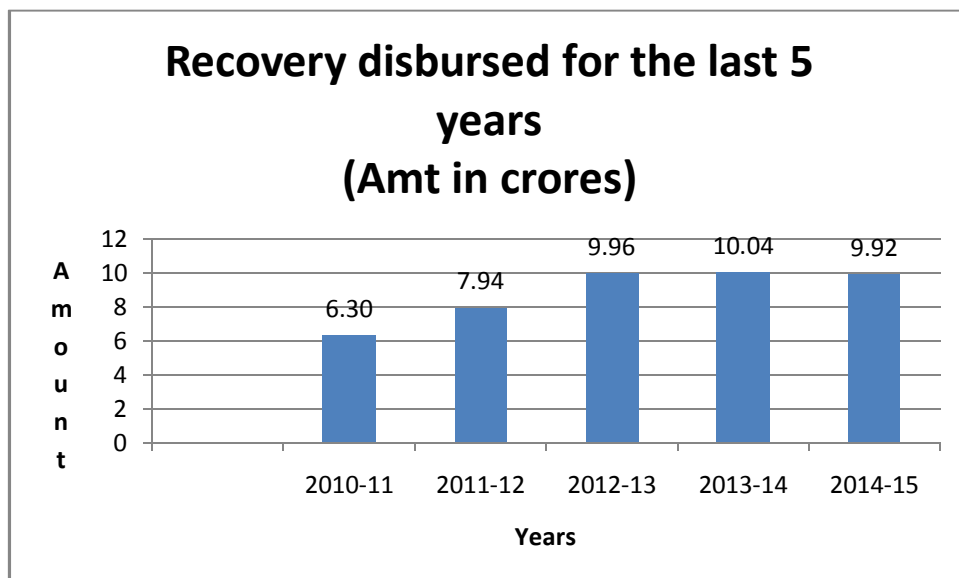
Yearwise/ Schemewise achievements of the configuration are given at **Annexure "E"**.

Annexure -'E'					
Punjab Scheduled Caste Land Development & Finance Corporation Chandigarh.					
Statement showing districtwise disbursement of loans under NHFDC Scheme since the inception of the corporation upto 31.3.2015.					
(Amt. in lacs)					
Sr.No.	District	During 2014-15		Cumulative disbursement since the inception of the Corporation (upto 31.3.2015)	
		No. of Benf.	Amount	No. of Benf.	Amount

1	Amritsar	3	5.23	60	63.37
2	Barnala			14	18.53
3	Bathinda			49	51.67
4	Faridkot			12	19.81
5	Fatehgarh Sahib			43	48.98
6	Fazilka	1	2.85	6	19.47
7	Ferozepur	1	2.85	62	65.43
8	Gurdaspur	2	3.80	62	45.35
9	Hoshiarpur			38	29.42
10	Jalandhar			19	15.01
11	Kapurthala			18	12.01
12	Ludhiana	1	1.90	21	24.83
13	Mansa			28	21.57
14	Moga			29	23.95
15	Sh. Mukatsar Sahib	1	1.90	38	59.54
16	Pathakot			0	0.00
17	Patiala	2	3.33	41	44.94
18	Ropar			37	43.28
19	Sangrur	1	2.85	57	56.95
20	S.A.S Nagar			31	33.68
21	SBS Nagar	1	1.42	26	22.89
22	Tarn Taran	3	12.35	56	79.75
	Total	16	38.48	747	800.43

RECOVERY

The Corporation disbursed a loan Rs.168.14 crores to 59546 Scheduled Castes beneficiaries under different schemes 31.3.2015.Recovery against this disbursement a sum of Rs.148.47 crores, accrued as demand, as principal and Rs.118.77 as interest and penal interest. The total demand thus comes to Rs.267.25 crores. Out of this demand the Corporation has been able to realize Rs.105.50 crores as principal Rs.61.85 crores as interest and penal interest upto 31.3.2015 totalling Rs.167.35 crores leaving a total balance of Rs.99.00 crores(Rs.42.97 crores principal and Rs.56.92 crores as interest and penal interest) statement is enclosed at annexure “F” .The Recovery % as on 31.3.2015 is 62.62%. Recovery during last five years is shown in the graph below:-



**LIST OF CHAIRMAN & MEMBERS OF BOARD OF DIRECTOR
FROM 01.04.2014 TO 31.03.2015**

**LIST OF CHAIRMAN & MEMBERS OF BOARD OF DIRECTOR FROM
01-04-2014 TO 31-03-2015**

- | | |
|---|------------------------|
| 1. S.Parkash Singh Bhatti
Chairman | 1.4.2014 to 31.3.2015 |
| 2. S.Gurved Singh,
Vice Chairman | 18.6.2014 to 31.3.2015 |
| 3. Smt. Seema Jain, IAS
Secretary to Govt. of Punjab
Welfare Department, Punjab,
Chandigarh. | 1.4.2014 to 31.3.2015 |
| 4. Sh. G.K Diwivedi
Director
Ministry of Social Justice &
Empowerment, Govt. of India,
Shastri Bhawan, New Delhi. | 1-4-2014 to 31-03-2015 |
| 5. Secretary Finance,
Govt. of Punjab, Deptt of Finance,
Chandigarh. | 1-4-2014 to 31-03-2015 |
| 6. Secretary Industries
Govt. of Punjab, Chandigarh. | 1-4-2014 to 31-03-2015 |
| 7. Secretary Agriculture
Govt. of Punjab, Chandigarh. | 1-4-2014 to 31-03-2015 |
| 8. Director
Welfare of Sch.Castes & Backward
Classes, Punjab, Chandigarh. | 1-4-2014 to 31-03-2015 |
| 9. Chairman-cum-Managing
Director,
National Handicapped Finance &
Development Corporation, Red
Cross Bhawan, Sec.12 Faridabad | 1-4-2014 to 31-03-2015 |
| 10. Director, NSFDC(Special Invitee)
Scope Minar. 14 Floor Core1 & 2
North Tower,Laxmi Nagar ,District
Centre, Laxmi Nagar,
New Delhi – 110 092 | 1-4-2013 to 31-03-2014 |
| 11. Managing Director
NSKFDC,B-2,First Floor, Greater,
Kailash Enclave, Part-II, Savitari
Crossing, New Delhi. | 1-4-2014 to 31-03-2015 |
| 12. Director –Cum-Joint Secretary,
SCSP, (Special Invitee). | 1-4-2014 to 31-03-2015 |

PUNJAB SCHEDULED CASTES LAND DEV. & FINANCE CORPORATION, CHANDIGARH
YEAR WISE DEMAND / RECOVERY POSITION OF PRINCIPAL AND INTEREST UP TO THE YEAR 2014-15

Annexure -'F'

YEAR	DEM. OF PRINCIPAL	RECY. OF PRINCIPAL	%AG E	BAL. OF PRINCIPAL	DEM.OF INT. PENAL INT.	REC.OF INT. & PENAL INT.	%AG E	BAL.OF INT. & PENL INT.	TOTAL DEM OF PRIN.INT. & PENL INT.	TOTAL RECY OF PRIN_INT. & PENL INT.	%AG E	BAL. OF TOTAL PRIN. INT., P.INT.
UPTO 99-2000	609723232.00	426035903.00	69.87	183687329.00	288864625.00	205779304.00	71.24	83085321.00	898587857.00	631815207.00	70.31	266772650.00
2000-01	51915436.00	53779453.00	103.59	-1864017.00	34999219.00	32362593.00	92.46	2636626.00	86914655.00	86142046.00	99.11	772609.00
2001-02	36243044.00	46032182.00	127.01	-9789138.00	49465740.00	32895429.00	66.50	16570311.00	85708784.00	78927611.00	92.08	6781173.00
2002-03	39337167.00	38354649.00	97.50	982518.00	42851184.00	29085866.00	67.87	13765318.00	82188351.00	67440515.00	82.05	14747836.00
2003-04	71064437.00	34854141.00	49.04	36210296.00	46438759.00	29204413.00	62.89	17234346.00	117503196.00	64058554.00	54.51	53444642.00
2004-05	65302884.00	29702787.00	45.48	35600097.00	43524044.00	24030137.00	55.21	19493907.00	108826928.00	53732924.00	49.37	55094004.00
2005-06	21492941.00	28156708.00	131.00	-6663767.00	44795347.00	22977318.00	51.29	21818029.00	66288288.00	51134026.00	77.13	15154262.00
2006-07	148664388.00	22628434.00	15.22	126035954.00	163275915.00	18460030.00	11.30	144815885.00	311940303.00	41088464.00	13.17	270851839.00
2007-08	22674816.00	25817428.00	113.85	-3142612.00	48436051.00	20469704.00	42.26	27966347.00	71110867.00	46287132.00	65.09	24823735.00
2008-09	36357257.00	33012825.00	90.80	3344432.00	52571695.00	19443691.00	36.99	33128004.00	88928952.00	52456516.00	58.99	36472436.00
2009-10	54797209.00	37318035.00	68.10	17479174.00	55819527.00	21498518.00	38.51	34321009.00	110616736.00	58816553.00	53.17	51800183.00
2010-11	60706484.00	39786014.00	65.54	20920470.00	59116737.00	23169198.00	39.19	35947539.00	119823221.00	62955212.00	52.54	56868009.00
2011-12	56625180.00	53172918.00	93.90	3452262.00	61398778.00	26258345.00	42.77	35140433.00	118023958.00	79431263.00	67.30	38592695.00
2012-13	76086298.00	61609575.00	80.97	14476723.00	63386672.00	37946593.00	59.87	25440079.00	139472970.00	99556168.00	71.38	39916802.00
2013-14	66643741.00	60456234.00	90.72	6187507.00	65264034.00	39939645.00	61.20	25324389.00	131907775.00	100395879.00	76.11	31511896.00
2014-15	67102713.00	64248188.00	95.75	2854525.00	67528382.00	34995499.00	51.82	32532883.00	134631095.00	99243687.00	73.72	35387408.00
TOTAL	1484737227.00	1054965474.00	71.05	429771753.00	1187736709.00	618516283.00	52.07	569220426.00	2672473936.00	1673481757.00	62.62	998992179.00

*FIGURES FOR THE YEAR 2014-15 ARE UNDER RECONCILIATION